



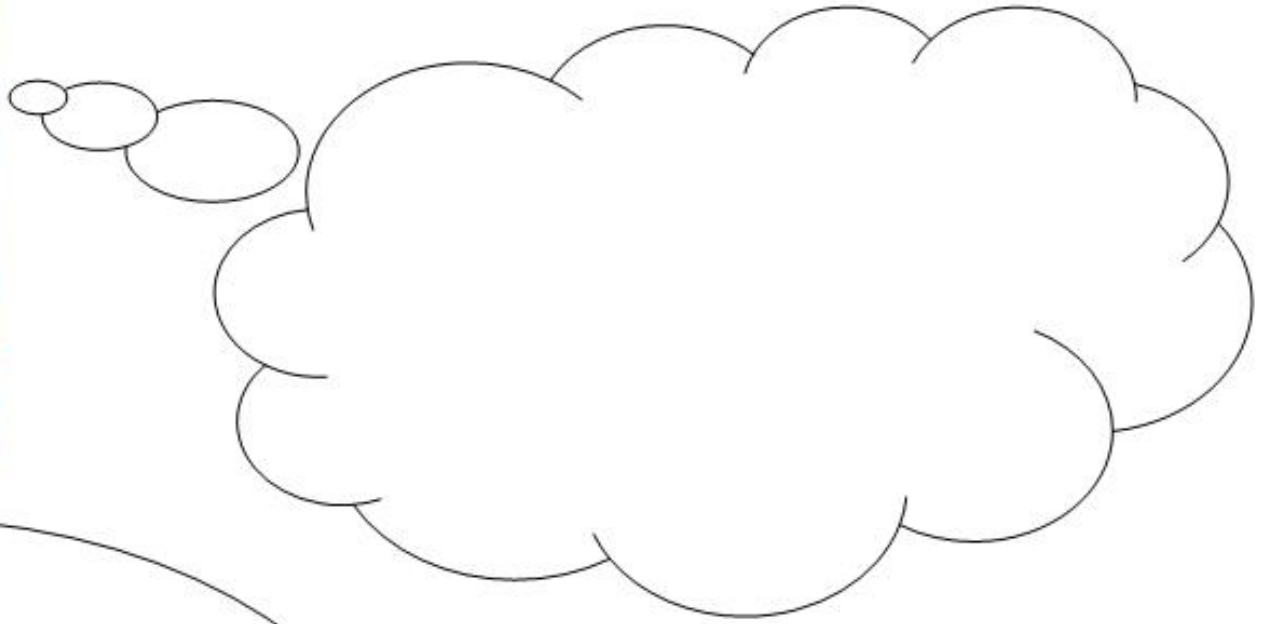
Core: Daily Please continue to go over all the sounds learnt so far and also practice reading and writing the tricky words. Please share a book with your child each day talking about the pictures and the events.

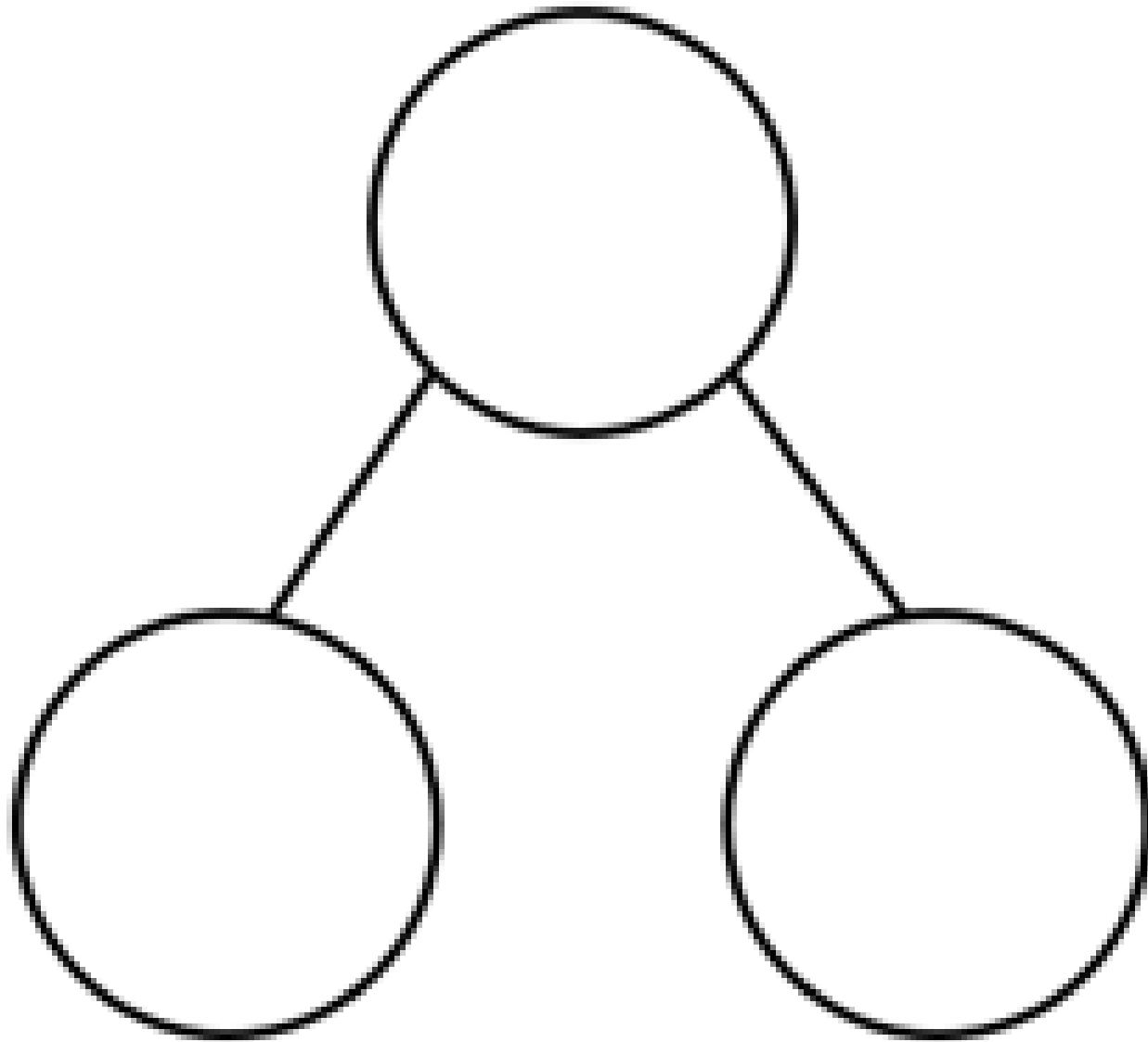
	Day 1	Day 2	Day 3	Day 4	Day 5
Reading/Phonics	INSET DAY	Listen to the story 'Rainbow Fish' video on tapestry. Discuss what the moral of the story is, what do we learn from the story?	Watch 'Phonics Recap' video on tapestry to revise all of the sounds we have learnt so far. Can you pick 5 sounds and write some words with these sounds in?	Play the Space Race game on phonics play https://www.phonicsplay.co.uk/resources/phase/2/space-race	Watch the 'Tricky Words' video on tapestry. Practise reading and spelling all the tricky words we have learnt so far (see attached list of tricky words)
Writing		Using the speech bubble template, write a caption/sentence about how the Rainbow Fish was feeling in the story.	Watch the 'Sea Writing' picture on tapestry. Look at the 'Under the Sea' picture. Can you label the picture and write a sentence about what you can see. I can see....	Watch the video 'digraph joining' about joining the letters when writing digraphs. Have a go at practising them on paper or a white board etc. Can you write some words using these digraphs?	
Maths Problem Solving activities - see tapestry for some problem solving activities to choose from during the week if you wish.		Watch the video 'Part part whole method' to learn a strategy we can use to represent numbers.	Using your part part whole model at home (or create your own in a creative way!) can you represent numbers to 10 in different ways – what can you say about the different numbers? Can you record your ideas?	Watch the video 'Patterns' on tapestry. Can you follow the patterns at home using any objects/drawings you have at home?	Can you create your own AB and ABC patterns at home?

Learning Tasks Across the Week – pick one or more from each section.

Understanding of the World	Be like Sydney Gorilla and find out about different fish. Where in the world do they live? Which are your favourite fish and why?	Can you find any 'waterproof' material at home. Use 2 pictures of fish one coloured in wax crayon and the other felt tip. Add water to each and watch what happens. Which fish was the most waterproof?	Use books or the internet to research rainbows. What is a rainbow? How are they formed? Look for a rainbow in the sky, if you're lucky enough to see one take a photo!
Expressive Arts and Design	Design your own fish scale for the rainbow fish. Be as creative as you can!	Listen to Sans Saens aquarium music https://www.youtube.com/watch?v=YVpl-RNzdE4 and make up your own dance or play along with a musical instrument	Make a hand fish. Draw round your hand Decorate it with lots of colours Cut up and add bits of tin foil Draw eyes and a  mouth
Physical Development	Dough disco https://www.youtube.com/watch?v=aAo2h36DVfA		Pretend to be a fish swimming in different ways – front crawl, breaststroke, back crawl
Personal Social and Emotional Development	Watch the video of Only one you – think about what makes you unique? Write down your ideas.	What do you need to be a good friend? Can you draw a picture and write some ideas?	

- Please do continue to upload things the children have done onto tapestry to continue contributing to their learning journey.







the

to

I

no

go

into

he

she

we

me

be

was

you

they

all

are

my

her

