




**Core: Daily Please continue to go over all the sounds learnt so far and also practice reading and writing the tricky words. Please share a book with your child each day talking about the pictures and the events.**

	Monday	Tuesday	Wednesday	Thursday	Friday
<b>Reading/Phonics</b> Please enjoy the Superhero stories on tapestry this week!	Watch the video of Mrs Williams reading 'Supertato'  Can you tell a grown up who is in the story, what happened and where the story is set?	Watch the 'oa digraph' video on tapestry to learn our new sound.  Can you find any items around your home with the 'oa' digraph in?	Watch the 'oo (long)' video on tapestry to learn our new sound.  Watch the Alphablocks video to practise reading words with 'oa' <a href="https://youtu.be/jSeayCPftE">https://youtu.be/jSeayCPftE</a>	Watch the video 'real life superheroes' Can you tell a grown all about the different people who help us. Why is their job important?	Watch the 'oo (short)' video on tapestry to learn our new sound.  Play the game in 'Phonics oo' folder in Education City
<b>Writing</b>	Watch the video 'Supertato and Evil Pea' Can you write a speech bubble for one of the characters in the story – evil pea, supertato or the vegetables?	Handwriting zig zag letters – v, w video on tapestry	Handwriting zig zag letters x, z video on tapestry	Can you draw a picture of someone who helps us (e.g. policeman, nurse etc) write a sentence about what do they do? What do they wear?	We have learnt lots of digraphs! Can you write list of words using these digraphs ch, sh, th, ng, ai, ee, oa, oo/oo. Don't forget to put the sound buttons on!
<b>Maths</b>	Watch the videos Evil Pea Part 1 and Evil Pea Part 2' to show how we use concrete apparatus to take away. Can you find your ten frame, some peas and smash some peas to take them away. Can you record your number sentences?	Watch the video 'Subtraction' to show how we can use pictures as a different strategy to subtract. Use the number sentences and your tens frames to record.	Roll 2 dice. Can you subtract the smallest number from the largest number and record using one of the strategies you have learnt (concrete apparatus, pictures)	Learn the song 'Firemen' (video on tapestry) make your own firemen finger puppets and use these to practise the song.	Play the games in the 'Subtraction' folder in my homework on Education City.

**Learning Tasks Across the Week – pick one or more from each section.**

<b>Understanding of the World</b>	Safer Internet Day <a href="https://www.childnet.com/resources/digiduck-stories/detective-digiduck">https://www.childnet.com/resources/digiduck-stories/detective-digiduck</a> Watch the story above and discuss the story. What did Dididuck do wrong? Can you explain what is a realfact and what isn't?		Can you find any 'strong' superhero material or objects? Which material would make the best shield? Can you describe them? E.g a hard, smooth soft, What do they feel and look like?		
<b>Expressive Arts and Design</b>	Make your own supertato! Trap some vegetables around your house – can Supertato come to the rescue? 	Make your superhero a jet pack or vehicle from any construction toys you have at home. 	Superhero songs and dancing – watch the videos on tapestry, learn a new song or dance!	Turn a different vegetable into a superhero. Use a potato/ carrot/ parsnip/ aubergine. Give it a cape, eye mask etc.	
<b>Physical Development</b>	Rescue 5-10 teddies from a different room. How long does it take you? You can only rescue one at a time.	Make a tower for your superhero to climb using Cherrios on uncooked spaghetti. 	<a href="https://www.youtube.com/watch?v=fnO-IGEMOXk">https://www.youtube.com/watch?v=fnO-IGEMOXk</a> Spiderman Cosmic Yoga		
<b>Personal Social and Emotional Development</b>	What helpful jobs can your Supertato do at home to be helpful - tidying away, laying the table, tidying your bedroom.	Which are your favourite fruit and vegetables to eat? How does eating fruit and vegetables make you feel?	We have made it to half term – well done! Reflect on the learning you have been doing at home – how are you feeling? How are your family feeling?		

- Please do continue to upload things the children have done onto tapestry to continue contributing to their learning journey.

